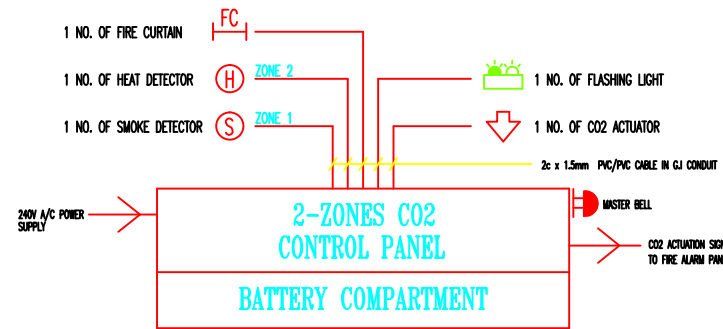
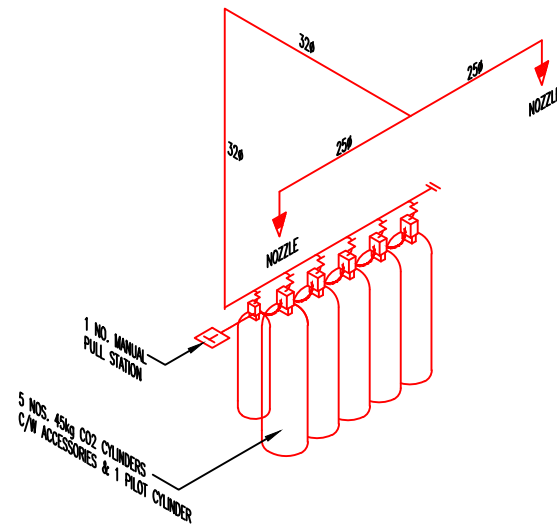


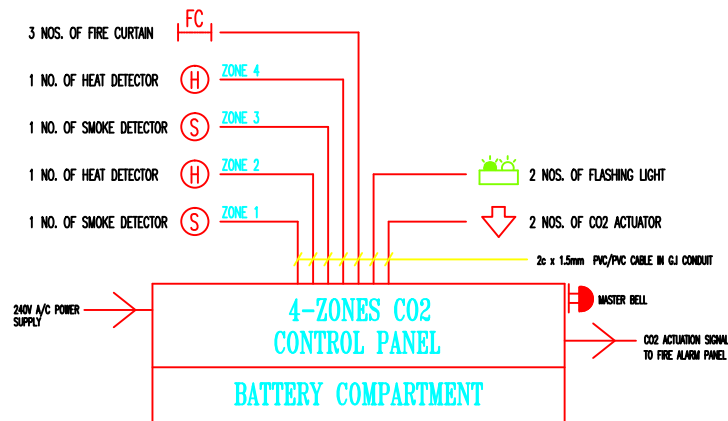
DETAIL 'G'-DETAIL OF GEN-SET ROOM, TRANSFORMER ROOM AND LV SWITCHROOM



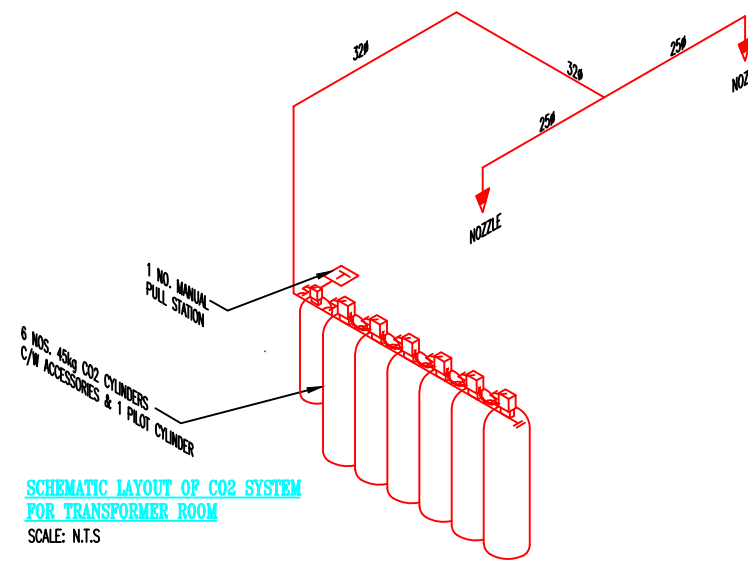
LINE DIAGRAM OF CO2 CONTROL PANEL FOR GENSET ROOM  
SCALE: N.T.S



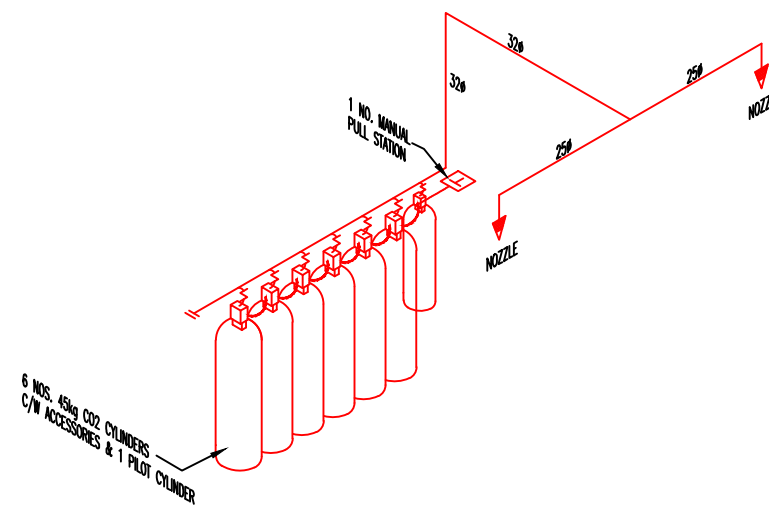
SCHEMATIC LAYOUT OF CO2 SYSTEM FOR GENSET ROOM  
SCALE: N.T.S



LINE DIAGRAM OF CO2 CONTROL PANEL FOR LV SWITCHROOM & TRANSFORMER ROOM  
SCALE: N.T.S



SCHEMATIC LAYOUT OF CO2 SYSTEM FOR TRANSFORMER ROOM  
SCALE: N.T.S



SCHEMATIC LAYOUT OF CO2 SYSTEM FOR LV SWITCHROOM  
SCALE: N.T.S

PROJECT TITLE :  
PROPOSED CONSTRUCTION & COMPLETION OF:  
PHASE 1 : 1-STORY WAREHOUSE (120m X 360m)  
WITH 2-STORY OFFICE / SOCIAL BLOCK  
INCLUDING  
a) 1 UNIT GUARD HOUSE  
b) 1 UNIT REFUSE CHAMBER  
c) 1 UNIT WASTE TREATMENT PLANT  
d) 1 UNIT PUMP HOUSE  
e) 1 UNIT TNB SUBSTATION

ON LOT 7316 (P.T. 3609),  
JALAN KLANG - BANTING,  
MUKIM TELUK PANGLIMA GARANG,  
KUALA LANGAT, SELANGOR

FOR RHB TRUSTEES BERHAD  
(AS TRUSTEE FOR AXIS REAL ESTATE INVESTMENT TRUST)

DEVELOPER :

RHB TRUSTEES BERHAD  
(AS TRUSTEE FOR AXIS REIT)  
LEVEL 11, TOWER ONE,  
RHB CENTRE, JALAN TUN RAZAK,  
50400 KUALA LUMPUR, MALAYSIA.  
TEL: +603-9280 8799 FAX: +603-9280 8796

ARCHITECT :

KOOI KEAT ARCHITECT  
No.18, Jalan Bukit Jimbar, 11600 Penang, Malaysia.  
Tel: 04-659 9997 Fax: 04-656 8478  
email: kooi@kooiarchitect.com.my

M & E CONSULTANT :

FIG Fire Safety Engineering  
Fire Safety Engineering

UNIT 12-4, 4TH FLOOR, JALAN 3/11A,  
KUCHAI BUSINESS CENTRE,  
OFF JALAN KUCHAI LAMA,  
58200 KUALA LUMPUR.  
TEL: 03-79842128 / 03-79842118  
FAX: 03-79842158

MAIN CONTRACTOR :

AME CONSTRUCTION SDN BHD  
NO 18 JALAN ANGKASA MAS 6,  
KAWASAN PERINDUSTRIAN TEBRAU 2,  
81100 JOHOR BAHRU, JOHOR.  
TEL: 07- 355 5111  
FAX: 07- 3541648

FIRE FIGHTING CONTRACTOR :

NATION FIRE ENGINEERING SDN BHD  
(653143-D)  
20, JALAN USJ 7/3A, UEP SUBANG JAYA,  
47610 SUBANG JAYA, SELANGOR DARUL EHSAN.  
TEL: 03-5621 0805/08 FAX: 03-5621 0815  
E-MAIL: nationfire@yahoo.com

**FIRE PROTECTION SYSTEM**

DRAWING TITLE :  
DETAIL G - CO2 SYSTEM  
-DETAIL OF GEN-SET ROOM & TRANSFORMER ROOM AND LV SWITCHROOM  
- SINGLE LINE DIAGRAM OF CO2 CONTROL  
- SCHEMATIC LAYOUT OF CO2 SYSTEM

SCALE : 1:200

DATE : DECEMBER 2017

DRAWING BY : FRANCISE KANG

CHECK BY : STEVEN

DRAWING NO : 3428/NF/FIG/2017/FF- DTL19

AS-BUILT DRAWING